

Phonics





Phonics is about pure sounds. Please do not add 'uh' onto the end of sounds.

Don't forget about letter names and capital letters.

Phase 2

a



b



c



ck



d



e



f



ff



g



h



i



k



l



ll



m



n



o



p



r



s



ss



t



u



Phase 3

J j

V v

W w

X x

Y y

Z z

zz

qu

Consonant
digraphs

ch

sh

th

ng

Vowel
digraphs/
trigraphs

ai

ur

ee

ow

igh

oi

oa

ear

oo oo

air

ar

ure

or

er

Phase 3







































j 	v 	w 	x 	y 	z 	zz 	qu 		
ch 	sh 	th 	ng 	ai 	ee 	igh 	oa 		
oo 	oo 	ar 	or 	ur 	ow 	oi 	ear 		
air 	ure 	er 	<h2>My Phase 3 Sound Mat</h2>					 www.twinkl.co.uk	

Phase 3

- Read more tricky words and begin to spell
- Read and write words in phrases and sentences applying their phonic knowledge



Phase 4

st  nest	nd  hand	mp  lamp	nt  tent	nk  ink	ft  gift	sk  tusk	lt  belt
lp  help	lf  shelf	lk  milk	pt  script	xt  text	tr  tree	dr  drawing	gr  grandpa
cr  crab	br  brush	fr  frog	bl  blackberry	fl  flag	gl  glasses	pl  plane	cl  clown
sl  sleep	sp  spade	st  starfish	tw  twins	sm  small	pr  printer	sc  scarf	sk  skunk
sn  sniff	nch  bench	scr  screw	shr  shrew	thr  thread	str  string	Phase 4 Sounds	

Phase 4

- Orally blend and segment words like went, frog, stand.
- Learn to read and write CVCC words: tent, toast, chimp.
- CCVC words: swim, plum, spoon.
- Learn to read and write sentences together.
- Read more tricky words.
- Compound words - windmill, evergreen.

Phase 5

- This is an important phase during Year 1 and children are expected to be working within it by the end of Y1.
- They will broaden their knowledge of sounds used in reading and spelling.


Phase 5

- Alternative **spellings** for sounds are taught.























ai

ay

a_e



Phase 5


ay 	ou 	ie 	ea 	oy 	ir 	ue 	ue 
aw 	wh 	ph 	ew 	ew 	oe 	au 	ey 
a-e 	e-e 	i-e 	o-e 	u-e 	u-e 		

*even

Phase 5

- Read and spell phonetically decodable two syllable and three syllable words.
- Read automatically 100 high frequency words.
- Accurately spell most of the 100 high frequency words.
- Form all letters correctly.
- Read and write sentences.

How to help your
child use phonics
when reading.



Common mistakes that children make when reading words.

Consonant blends. Children can find it very difficult to blend consonants e.g in words like spring the spr is difficult to say, in scrunch the scr etc

Polysyllabic words. Children will often try to sound out a polysyllabic word from start to finish. They need to be shown how to split the word to make it easier to say.

‘pumpkin’

Split digraphs. Although children learn to recognise split digraphs in isolation they also need to be able to identify them within words. ‘spike’

Can you add the sound buttons to these words?

bump

sheep

windmill

shake

Websites and Apps

www.teachyourmonstertoread.com

Website is free and app is £4.99.

- Practises all sounds and tricky words through fun games on islands.
- Practises skills of blending and segmenting.
- Application of these skills through reading sentences.




www.oxfordtree.co.uk

This website is free to join and you can access free fiction and non-fiction e-books at a wide range of reading levels.



Tic Tac Toe Phonics App (free)

Free app for children to play with an adult or older sibling.



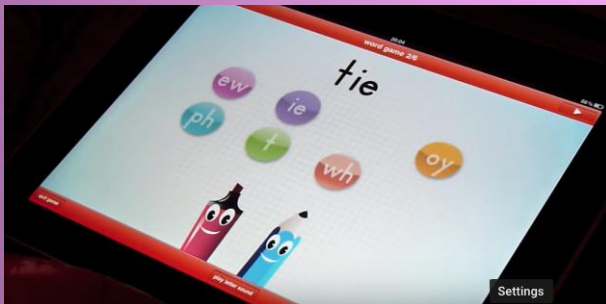
Pirate Phonics 2 App (£1.49)

6 different islands with lots of games to help children recognise phase 3 and phase 5 sounds and practise the skills of blending and segmenting.



ABC pocket phonics (£6.99)

This game covers all sounds and children have the opportunity to practise blending and segmenting to read and write words.



Twinkl Phonics Suite app (£4.99)

This app can help children become more confident with all phonics phases. It focuses on letter formation, blending sounds to read words and reading tricky words.



Games and
activities to do
at home

Flashcards



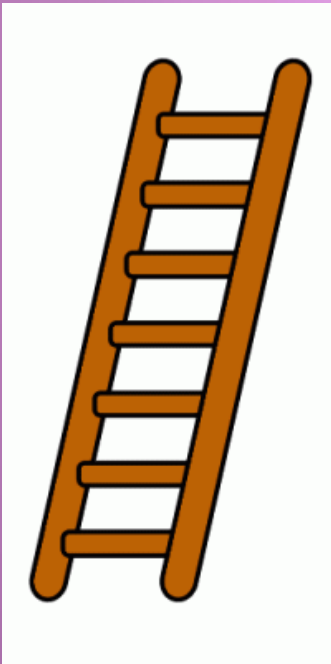
- Do not have to be fancy or laminated!
- Could get the child to make them.
- Keep it short and frequent.
- Do a few at a time until they are confident with them. But come back to the same ones after a week or so, to make sure they have remembered them.
- Keep some that they know in the pile to help with their confidence.

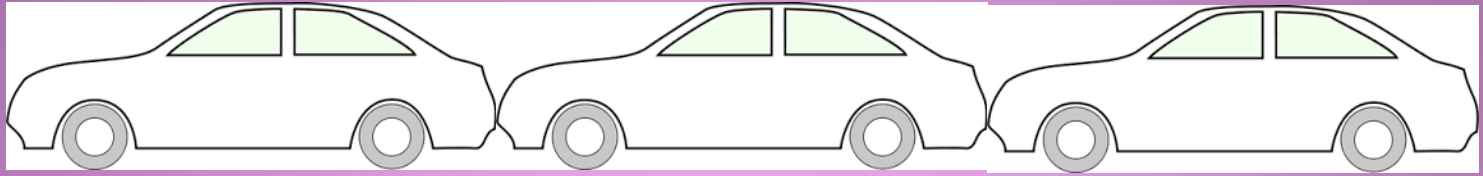
Reward success

- Get a penny each time they get one right.
- Have five mins of golden time for every sound they get right.
- If they can get 10 sounds correct, they get to go for a swim or bike ride.
- Get a bookmark once they have learnt all the sounds or words.
- Ask the child what they would like as a reward! Within reason!


Games

- If they say the sound correctly, write it on or glue it to the template...





- When they have filled the rocket, or reached the top of the ladder, or written on each brick or balloon, they get a reward, or colour the picture.
- Keep it simple!



Car games

- You say the word, they segment it into sounds.
- You say the sounds, they blend them into a word.
- Make a sentence using the word ... stay
- You say the sound, they say the different combinations of letters ...

ai 'a' 'i' or 'a' 'y' or 'a_e'


- Which letters make the ai sound in play?

Rhyming strings - Ping pong game

You say 'ping'. They say 'pong'. You say 'play'.
They say 'day'. You say 'way'. They say 'stay'.



And continue until you run out of words.

You could include nonsense words if you can't think of any real ones!



Shop game using one sound

- I went to the shops and I bought a ...
 - ... knight.
 - ... knight and a tie.
 - ... knight, tie and a pie.
 - ... knight, tie, pie and a kite.



House games

- **Memory game** - Two of each digraph/word. Place upside down in a grid. Take it in turns to turn two over. If they match keep them and have another go! If they don't match, turn them back over and the other person has a go.
- **Name that teddy!** - Give your teddy silly nicknames and write name cards using the digraphs... Trighfus, Goggleegoo, Roundious etc.

House games

- **Snap** - words or digraphs. Say the word or digraph to win the cards.
- **Tap a digraph/word.** Space the digraphs out on a wall or door. You say a digraph/word, they tap it. How many can they do in 1 minute?
- **Dominoes** - Say the digraph/word when placing it down.
- **Test the parent!** Get them to test you.

- **Treasure hunt** - hide the digraphs/words around the house or garden. The children find them and read them. If they get it right, they can keep it. If they get it wrong, you tell them what it is and hide it again!
- **Sound sorter** - Sort the words into different spellings. Example on phonics play website.
- **Word sorter** - Sort words into real and nonsense words.

- **Rhyming strings** - write a list of rhyming words. Make up some nonsense words too!

cloud - proud, shroud, joud, troud etc. Find all the ou sounds in the words and highlight them. cloud - proud, shrououd, jououd, trououd

- **Hide and seek** - Hide the digraphs/words under cushions or stones. You say a digraph/word, they have to find it.

- **Race the parent!** Or sibling - Place two sets of digraphs out on the floor or in the garden. Place a third set in a pile. Pick a digraph from the pile and race to find the matching digraph from the floor. Say the sound. Could keep score or get them to write the digraph under their name to reinforce how to spell it, then count up to see who the winner is.

- **Sentence substitution** - Think of a sentence using the appropriate digraph/words. Write the sentence in large lettering and cut up each word. Read the sentence and think of another word that could be inserted into the sentence. Check that it makes sense.

You can see clowns at a circus.

watch prices acrobats market

- Make up and write silly sentences, alien names and nonsense words using digraphs.

- **Get adventurous** - orienteering. Hide the digraphs/words around the local area or park. Make a map. The children have to find their way to the places and write the sounds on the map. It does not have to be to scale or look like an OS map!
- **Word makers** - Get the children to change one letter at a time to make new words.

Resources

- Remember - don't spend ages cutting and making. They don't have to be expensive bought games or cards. A piece of paper and a pencil is all you need.
- Can look at the phonics booklet we gave out. We are planning on putting it on our website.
- Could print off ready made resources.

Phonics play - teachers - Printable resources.
Some are free.

Letters and Sounds - www.letters-and-sounds.com/