



Year Two

Key Stage 1

A day in Y2.

The children have settled in really well and have picked up the new routines very quickly.

- The start of our day:

- Walk upstairs,
- hang coats up,
- into classrooms,
- put bookbags away,
- morning jobs



- Learning is structured for most of the day in Y2. There is a lot to get through and we all work very hard.
- Y2 are the last to go in for lunch, but the children still have plenty of time to finish eating.

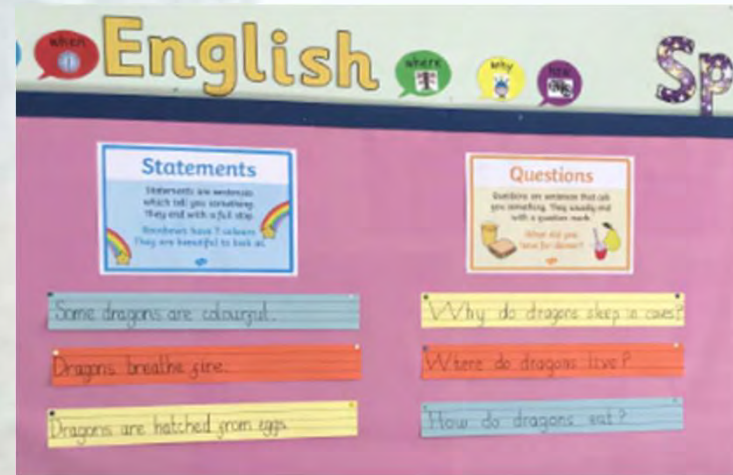
Class 9



Class 10




Small world play



Working wall



A typical classroom layout



Class 11



Class 12



Our aims are...



- To extend children's learning and build upon where they are now.
- To create a positive classroom environment where all are encouraged to achieve.
- To have adult-focused and child-led activities taking place to enable children to consolidate and extend their learning.
- To set challenges for children to help them develop independence.
- To give clear boundaries for behaviour.



Code of Behaviour

Aiming High and Having Fun!



Be Safe

Be Kind



Be Ready!



Reading



Reading

The Skills to read

Fluent word-reading
Comprehension

- Daily phonics lessons (word-reading)
- Guided Reading (reading in groups with an adult)
- Shared reading of high quality texts in English lessons

Little Wandle Letters and Sounds

[Contact us](#)[View basket](#)[Log out](#)[My Letters and Sounds](#) ▾ [For parents](#) [FAQs](#) [Everybody read!](#) [My account](#) [Search](#)

For parents



The resources on this page will help you support your child with saying their sounds and writing their letters. There are also some useful videos so you can see how they are taught at school and feel confident about supporting their reading at home. Find our full Reception and Year 1 teaching programme overview [here](#) to see what your child will learn and when.

Note: Member schools wanting to share content with parents should share the link to this page. While some of the same content appears in the Engaging parents section in the logged in area of the website, the content on the Engaging parents page can only be viewed by members.

[Support for phonics](#)[How we teach](#)[Books coming home](#)

Phase 2 sounds taught in Reception Autumn 1



Phase 2 sounds taught in Reception Autumn 2



Phase 3 sounds taught in Reception Spring 1



Phase 5 sounds taught in Y1

Reading progression

- Home School diaries are the way we can communicate about your child's reading. Please bring the **reading book and diary every day**.
- Please look after our books.
- Please don't put water bottles in book bags.
- Changing books – once a week. Re-reading books is important to build fluency and comprehension skills.

You can help your child by encouraging them to read their reading book to you every day.

School Reading Record

Staff member to complete

Week beginning: 14th October 2019

This week we have focussed on:

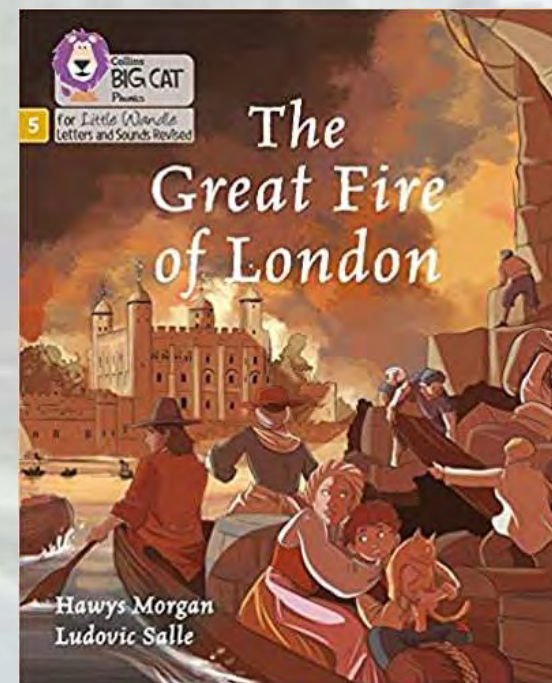

- Segmenting and blending
- Predicting
- Questioning
- Clarifying
- Summarising
- Fluency

Date	Book and Comments	Initials

Home Reading Record

Parent/Carer to complete

	Book	Comments	Initials
Monday			
Tuesday			
Wednesday			
Thursday			
Friday			
Saturday			
Sunday			
Comments:			



Reading for Pleasure



Reading for Pleasure – The will to read

RfP: significant benefits



International evidence demonstrates an association between RfP and:

- attainment in literacy and numeracy (e.g. Sullivan and Brown, 2013)
- general knowledge and vocabulary (e.g. Clark and Rumbold, 2006)
- imagination, empathy and mindfulness of others (e.g. Kidd & Costano, 2013)

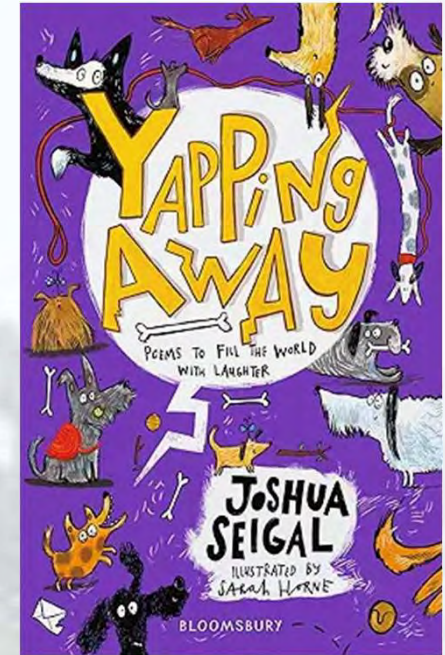
**The will influences the skill
and vice versa
(OECD, 2004)**

Hats off to reading.



Reading for Pleasure at LIS

- Daily reading aloud time (story time)
- Daily poem
- Daily relaxed independent reading
- Weekly Book assembly with Mr Bromage
- Library
- Special events – whole school text focus, poetry event, author visits, Spark! Book Awards, Sheffield Book Awards
- OU Reading Schools Programme and Quality Mark.



Lydgate Infant School is the winner of the Whole School category in the 2024 Harper Collins Reading for Pleasure Awards.







Lydgate Infant School

Reading Newsletter

Summer 2024



Welcome to our Lydgate Reading Newsletter! It's a chance to find out about high quality books as well as an opportunity to get tips and up to date information about helping your child with their reading journey.

A special message to our school from award-winning poet...

Matt Goodfellow



Former primary school teacher Matt Goodfellow is now a full-time author and poet based in Manchester who visits schools across the country to give high-energy performances and workshops. He is the author of 'Caterpillar Cake' (3+) 'Shu Lin's Grandpa' (5+), 'Bright Bursts of Colour' (7+) 'Chicken on the Roof' (7+), Carnegie-nominated 'Let's Chase Stars' Together (10+) and CLIPPA-winning verse novel, 'The Final Year' (11+).



Hello Lydgate Infant School!

My name is Matt Goodfellow, and I'm a poet. I've written lots of different books, some for people your age, and some for people a lot older. I spend a lot of time out and about visiting schools and talking to people about why I think poetry gives you a chance to write about whatever you want to. It also gives you a great opportunity to 'talk with your pen' meaning that you can actually sound like you when you write – you can change the spellings of words to replicate your own accent, and use the voice you do when you're with your friends and family.

The best way to get to grips with poetry is to read, watch and listen to poets. The CLPE website has over 500 free videos of poets performing and talking about why poetry matters to them. The Children's Poetry Archive is another free online resource that really lets you hear the poet's voice. Go and explore and find the poets that speak to you – that make you feel something. Hopefully they might inspire you to pick up a pen yourself and start noting down your own thoughts, feelings and ideas.

The brilliant thing about poetry is there aren't any rules. Pick up a poetry book and see how different each poem is – it's fascinating to explore.

Get into your local library, find the poetry section and see where it takes you!

Matt Goodfellow



Parent Book Swap

Parent Book Swap

We know that parents like to read too, so please do take advantage of our parent book swap located just inside the main entrance next to the school office. Lots more books have been added recently. Why not pop in and browse when you drop off or pick up your child?!



Multilingual Library

We will be working with Dr Sabine Little (senior lecturer at the University of Sheffield) to establish a multilingual library in school this year. More information will be shared soon! In the meantime, if you have any books at home that are no longer needed, please could you pop them into the school office. Thank you!




LoveReading

4 KIDS BUY BOOKS CHANGE LIVES

Buy from the LoveReading4Kids online bookstore and 25% of the cover price (15% of eBooks) will be given to a school of your choice to buy more books. Please select Lydgate Infant School at the checkout so we can buy more lovely books for our pupils!

Writing

- Writing is communication – our aim is for the children to be able to express themselves and their ideas in writing, which other people understand.
- Complex - involves idea generation, oracy, spelling, handwriting skills and stamina.
- Reading widely is key to becoming a good writer.
- Use Think-Say-Write-Check as a tool to support writing.
- Use Rainbow Writing to support editing..
- This year we will be using the HFL Essential Writing curriculum to develop skilled, enthusiastic and successful Y2 writers.
- ❖ Writing purpose and audience at its heart
- ❖ Progressive and well-sequenced across KS1
- ❖ Keys skills are revisited and built upon
- ❖ Includes oracy and vocabulary development
- ❖ Agency for the children to make authorial decisions
- ❖ Diverse and high-quality texts, supporting the craft of writing.



Spelling

- Important for fluency of writing.
- We teach spelling explicitly.
- Spelling across the curriculum.
- Spellings related to weekly writing focus
- Teach spelling patterns.
- Talk is key.
- Word curiosity.
- Spelling at home.

y is the most common spelling for the /igh/ sound at the end of a word.	le is the most common spelling for the /l/ sound at the end of a word.	After w, the /ur/ sound is spelt or. There are not many of these words.
fly	little	work
sky	people	word
why	apple	world
reply	middle	
July	possible	

Handwriting

- Handwriting and presentation continues to be a big focus.
- Important for writing fluency and to be understood.
- We teach handwriting in four short sessions per week and aim for children to use their best handwriting across the curriculum.
- We teach letters in families (see Home Diary).
- Later in Year 2 we move from printed letters to cursive.
- Children continue to use print in their independent writing whilst we teach joined writing in handwriting lessons.
- By the end of the year, many children will be using some joins in their everyday writing, but most will not be writing fluently in a joined style yet. Handwriting instruction continues in KS2.

Handwriting

Children are taught to sit correctly at a table, holding a pencil comfortably and correctly. Children learn the letter sounds and the letter names.

Foundation 2

Children begin by practising patterns that they will use in their handwriting. Children then move on to the four handwriting families, focusing on the way the letters are formed (starting and finishing in the right place).

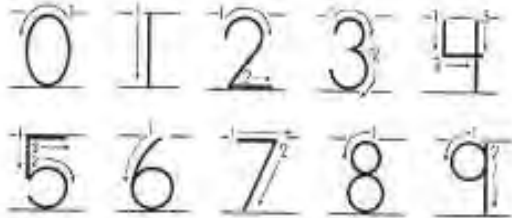
Year 1

Children build up their confidence to form the letters correctly and begin to look at ascenders (l, t, b, h, k, d, f) and descenders (y, j, p, g, q, f).


Year 2

Children will move on to learning pre cursive letter formation before eventually learning how to join letters.


Number Formation




Capital Letter Formation





Handwriting Families


Ladder letters 


One armed robot letters 


Curly caterpillar letters  Zigzag letters 


 i l t u y j


 r n m b h k p


 c o a d g q e f s

 v w x z

 i l t u y j

 r n m b h k p

 c o a d g q e f s

 v w x z

Maths

Over the course of the year we will learn about:

Autumn term

Place value.

Addition and subtraction.

Shape

Summer term

Fractions.

Time.

Statistics

Position and Direction

Spring term

Money

Multiplication and Division.

Length and height.

Mass, capacity and temperature.



Mastering maths.



We believe that everyone can do maths and there's no such thing as a maths person. Maths is a subject that everyone can and should be able to perform confidently and competently.

We aim to teach by breaking down maths objectives into the smallest steps, so that every pupil is secure in every new concept before moving on. We focus upon teaching for fluency, reasoning and problem solving.



A typical maths lesson

Maths Hot spot. (Key Instant recall facts, counting)

Whole class introduction – Engage, share Walt.

Guided Practise – I do you watch, We do together

Skill - Practise what we have learnt so far sometimes with a partner.

Master – Demonstrate understanding of the learning by applying it to complete individual activities.

Deepen (Reasoning – Answer mathematical questions and talk about how we reached the solution)

Deepen (Problem Solving - examining the question to find the key ideas, choosing an appropriate strategy, doing the maths, finding the answer and then re-checking.)

Really Important knowledge: Year Two

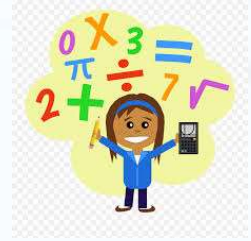
Number facts

- Bonds to 20:
 - Additions: $11 + 9$, $12 + 8$, $13 + 7$, $14 + 6$, etc
 - Subtractions: $20 - 1$, $20 - 2$, $20 - 3$, $20 - 4$, $20 - 5$ etc.
- Bonds to all numbers up to 20 - All the different ways to make 11, 12, 13, 14, 15, 16, 17, 18, 19 etc.
- Count in 2s, 5s, 10s

Concepts

- Understand the concept of fractions including $\frac{1}{4}$, $\frac{1}{3}$, $\frac{1}{2}$, $\frac{3}{4}$
- Use money in everyday contexts (coins and notes) and understand the concept of change.
- Tell the time

Maths Homework



To help your child to learn their number facts we will soon be starting to send home number facts for them to learn.

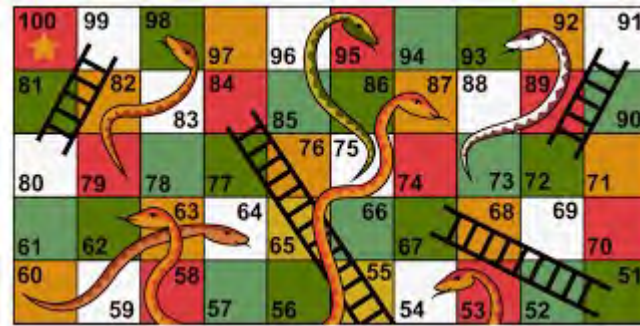
We call these facts Key Instant Recall Facts and ideally your child should learn, through repetition and practise, to be able to respond instantly with the answer to a calculation.

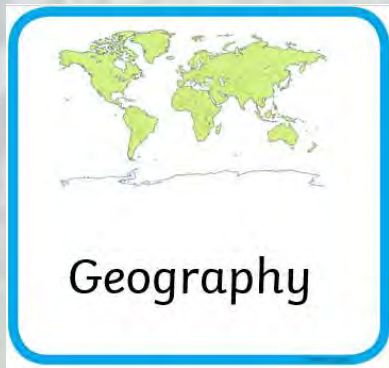

Just as you can tell me instantly that $4 + 4 = 8$ so by the end of Year 2 should your child.

At school we reinforce this learning in our regular maths hotspots.

These facts provide part of the toolkit your child can use to help them solve more complex problems.

Other activities you can do at home to support mathematical development.





Wider curriculum



Computing

- Key skills using an iPad.
- Using a computer as a writer.
- Animation.
- Branching databases.
- Algorithms!
- Programming and debugging.
- Online safety.



Music and PE

Each class will have music lessons with Mrs Burton.
They will learn about rhythm, pitch, beat and to appreciate pieces of music.



- 2 sessions a week.
- Skills, gym and dance.
- Outside agencies come in and take sessions.

Art and Design Technology

- Build on the skills and techniques they have developed in Y1.
- Single lessons and develop projects over a number of weeks.



Art

- Learn about various artists, compare their work.

Design technology

- Design, make, evaluation processes and technical knowledge (how things work and what makes them stronger etc).
- Food. Healthy diet and where food comes from.

History and Geography



- History

- Significant national events beyond living memory like the Great Fire of London.
- Lives of significant individuals both locally and nationally.

- Geography

- Continents and oceans.
- Compare places from different localities.
- Human and physical.
- Map work and field skills.

RE and multi-cultural learning

We celebrate festivals during the year. Children enjoy being able to share their faith and important celebrations with staff and peers.

During international week children find out about countries, cultures and themes such as Fair Trade. We are not sure when this will happen this year.

Each half term there is a focus linked to a specific religion to support the children's developing understanding of different beliefs.

Science

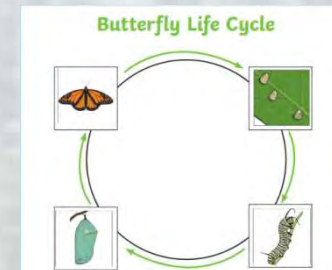
Science is carefully planned so activities build on from learning undertaken in Year 1 and link with our topics. We are ensuring that children have additional time to fill any learning gaps that may have occurred due to lockdown.

- In Year 2 children will:
- perform simple tests
 - ask and answer questions
 - gather and record data to answer questions
 - make observations using simple equipment
 - identify and classify objects

Plants



Animals, including humans



Living things and their habitats



Uses of everyday materials

Properties

Describe how the materials look and feel.

hard	soft	squashy	smooth	absorbent	bumpy
opaque	transparent	dull	shiny	brittle	rigid
flexible	rough	stretch	waterproof	strong	malleable



RHE

Relationship and Health Education.

- From September 2020, it is a statutory requirement that all primary age children will be taught Relationship and Health Education (RHE).
- Relationship and Health Education is designed to equip children with knowledge to make informed decisions about their wellbeing, health and relationships as well as preparing them for a successful adult life.

How is it taught?

In year 2 R.H.E is taught in a combination of cross curricular subjects and discrete lessons.

It is taught through:

- Whole class and small group discussion
- Role play and drama
- Physical Education-Fitness, health, the human body
- Stories
- Religious Education- beliefs, values, respect
- Personal and Social Education- well being
- Science- nutrition, health, the human body
- Information and computing technology.- online safety



Days to remember!

These are some of the trips we have done in the past. Keep your fingers crossed!!!



Ecclesall Woods



At the woods we will learn about compass points, we will make fires and we will build shelters.



Yorkshire Sculpture Park



The Botanical Gardens

Events that will happen later in the year

School swimming

We will send a letter out nearer the time will all the details on.



Transition to Junior School

We work closely with the Lydgate Junior School and plan a range of activities to support transition.



Practical stuff...parental involvement.....

- Building skills of independence.
- PE (watches and earrings cannot be worn in PE).
- Label everything!
- Parents evenings - after half-term. More information will follow over the next few weeks.
- The best way to get in touch with your class teacher is via the class email. During the school day if you need to pass on information to a teacher (e.g. different home time arrangements) please contact the school office.
- If you need to speak to a teacher about other issues, please arrange a time for a conversation.
- Information will be sent home in specific letters, a Thursday newsletter and sometimes verbally via your child!